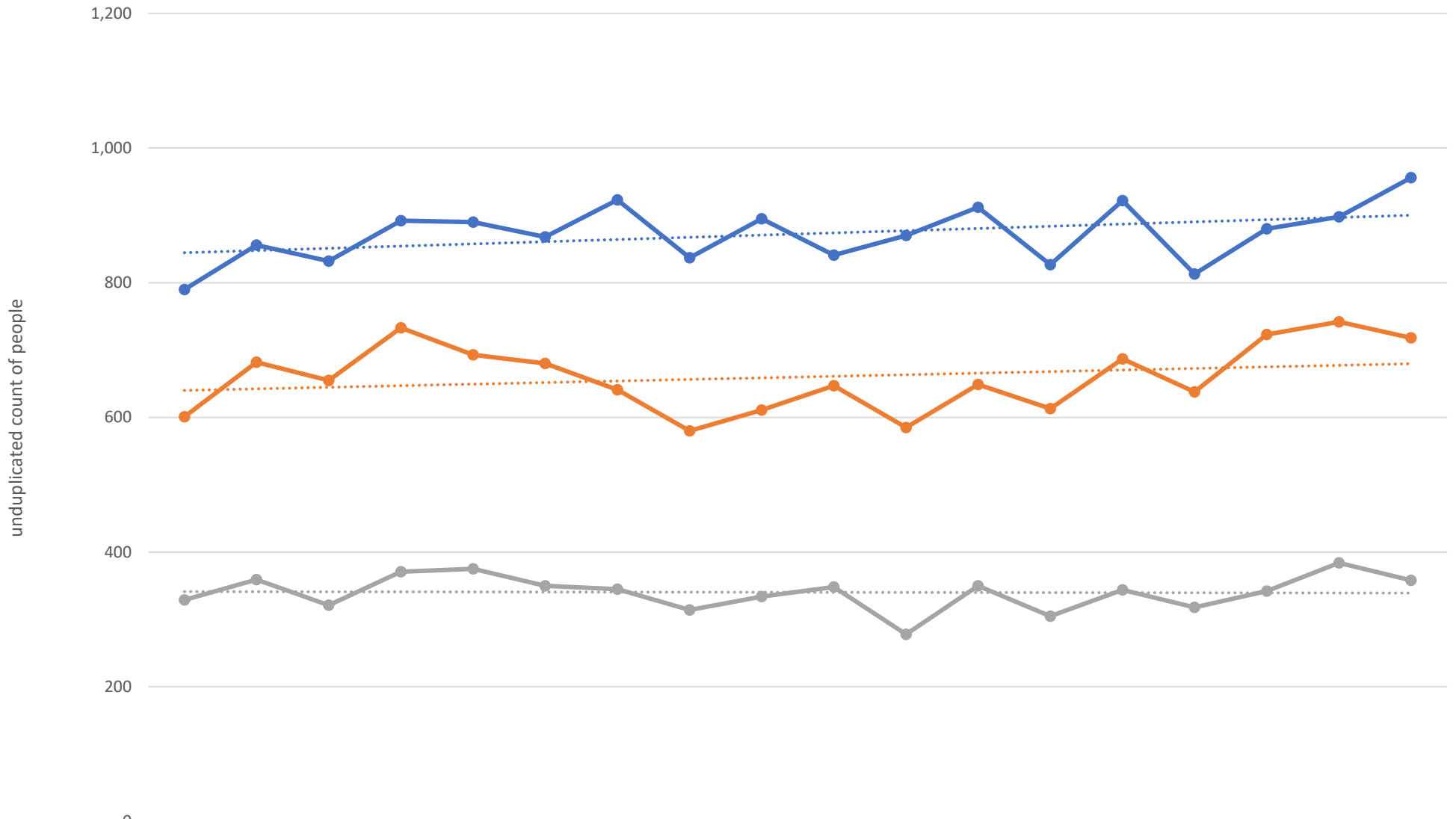




North Sound Crisis System Dashboard

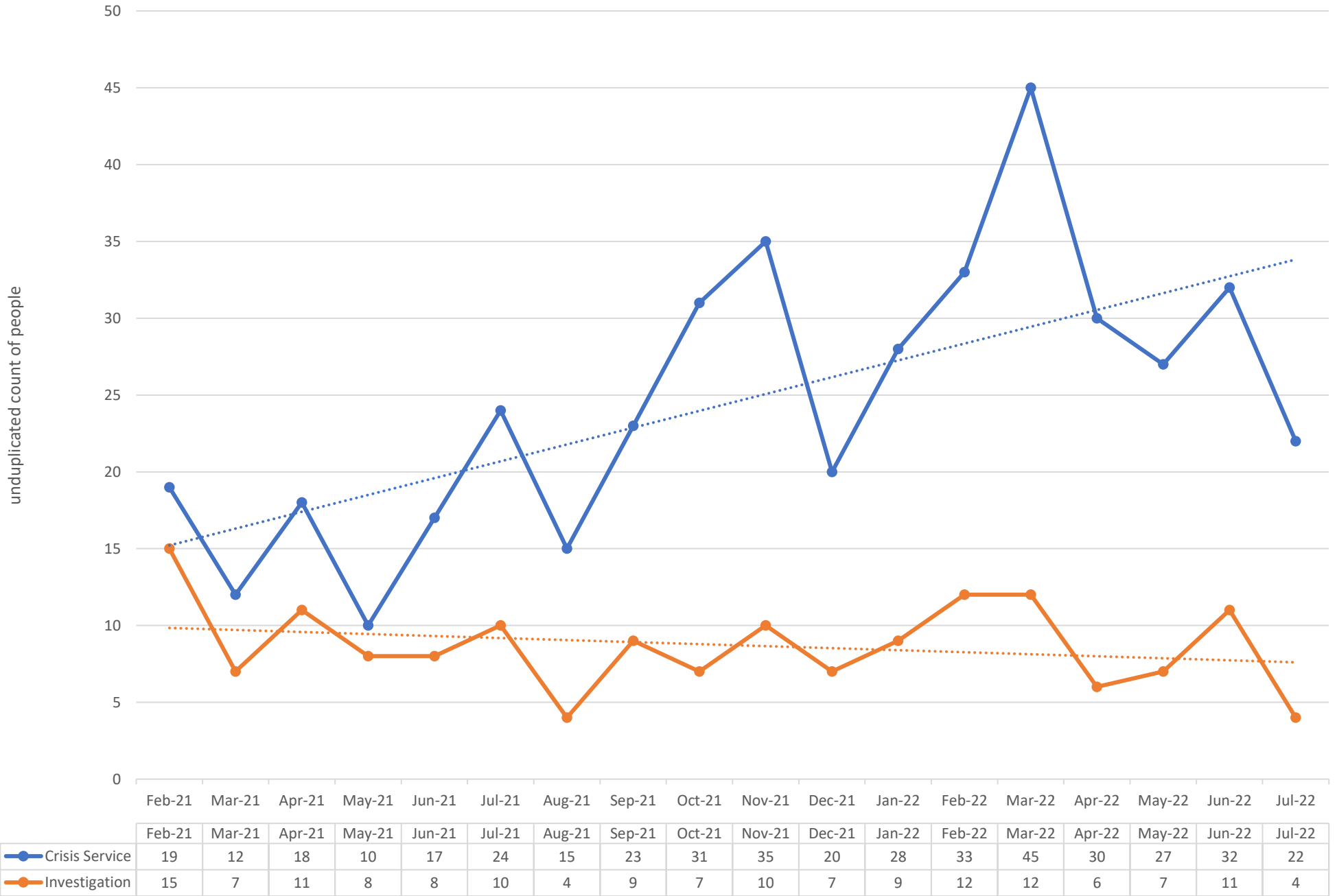
Page 2	Unduplicated People receiving a crisis system service
Page 3	Island - Unduplicated People receiving a crisis system service
Page 4	San Juan - Unduplicated People receiving a crisis system service
Page 5	Skagit - Unduplicated People receiving a crisis system service
Page 6	Snohomish - Unduplicated People receiving a crisis system service
Page 7	Whatcom - Unduplicated People receiving a crisis system service
Page 8	Region Designated Crisis Responder (DCR) Investigations
Page 9	Region DCR Investigation Referral Sources
Page 10	Region DCR Investigation Outcomes

Unduplicated People receiving a crisis system service

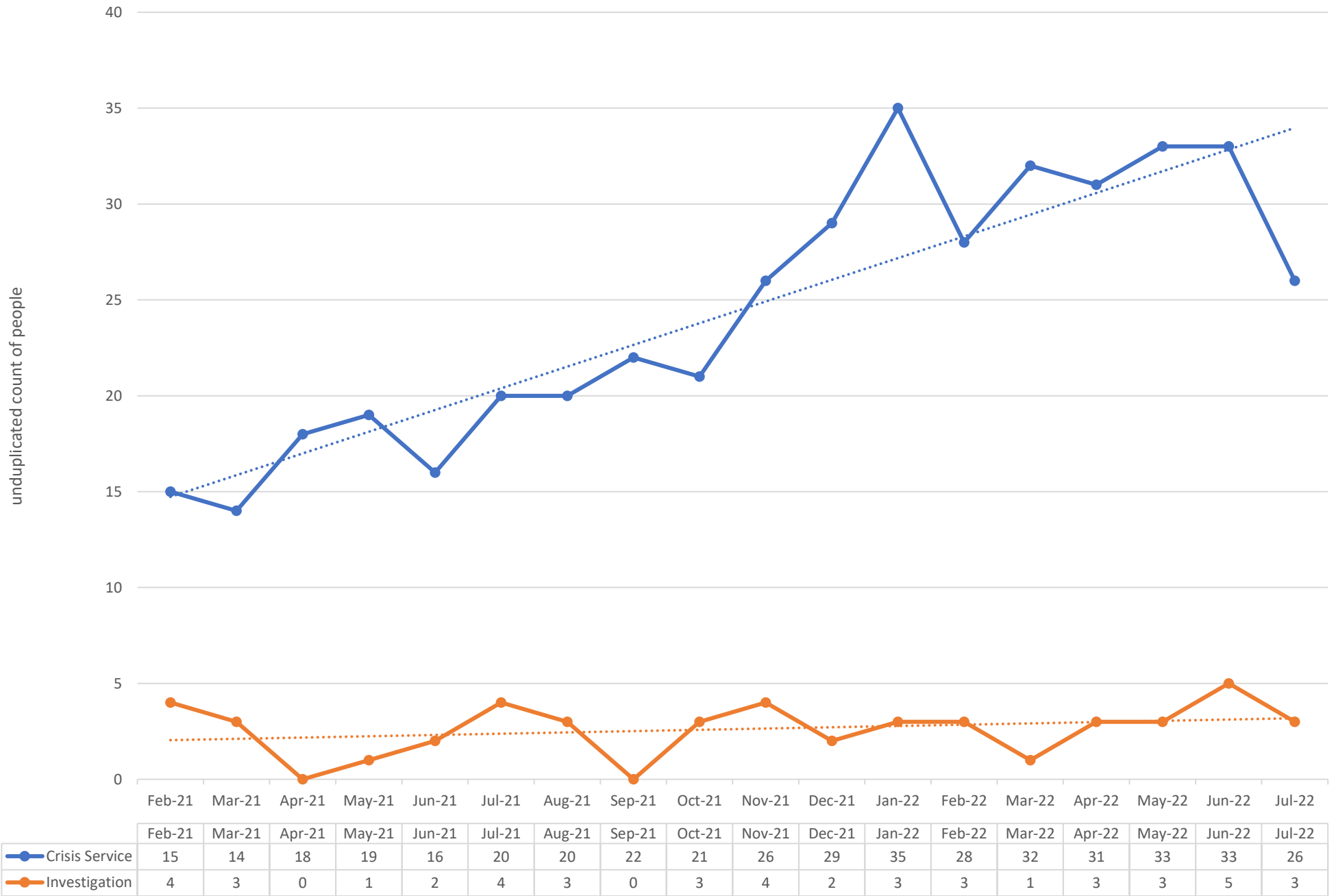


	Feb-21	Mar-21	Apr-21	May-21	Jun-21	Jul-21	Aug-21	Sep-21	Oct-21	Nov-21	Dec-21	Jan-22	Feb-22	Mar-22	Apr-22	May-22	Jun-22	Jul-22
● Crisis Call	790	856	832	892	890	868	923	837	895	841	870	912	827	922	813	880	898	956
● Crisis Service	601	682	655	733	693	680	641	580	611	647	585	649	613	687	638	723	742	718
● Investigation	329	359	321	371	375	350	345	314	334	348	278	350	305	344	318	342	384	358

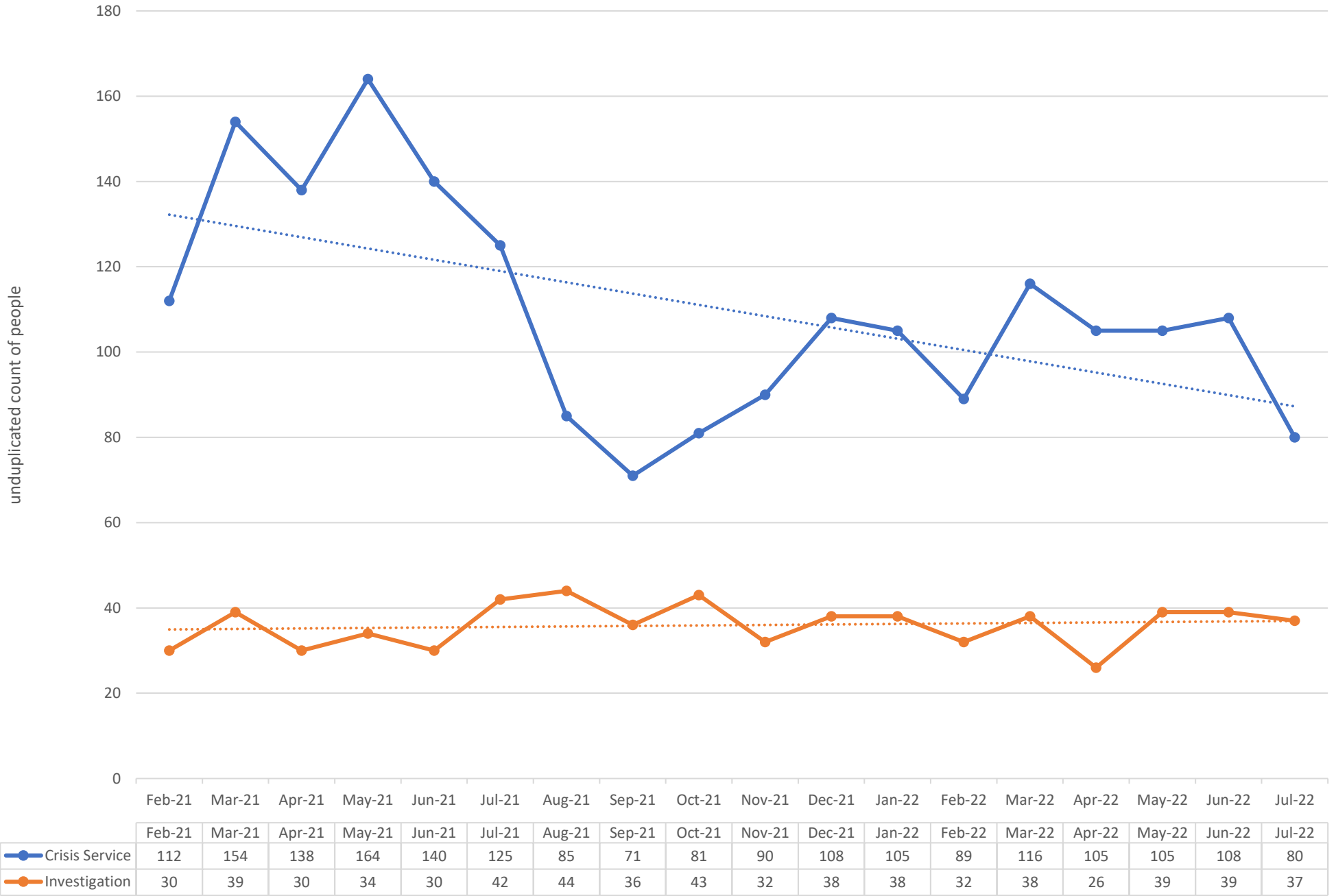
Island - Unduplicated People receiving a crisis system service



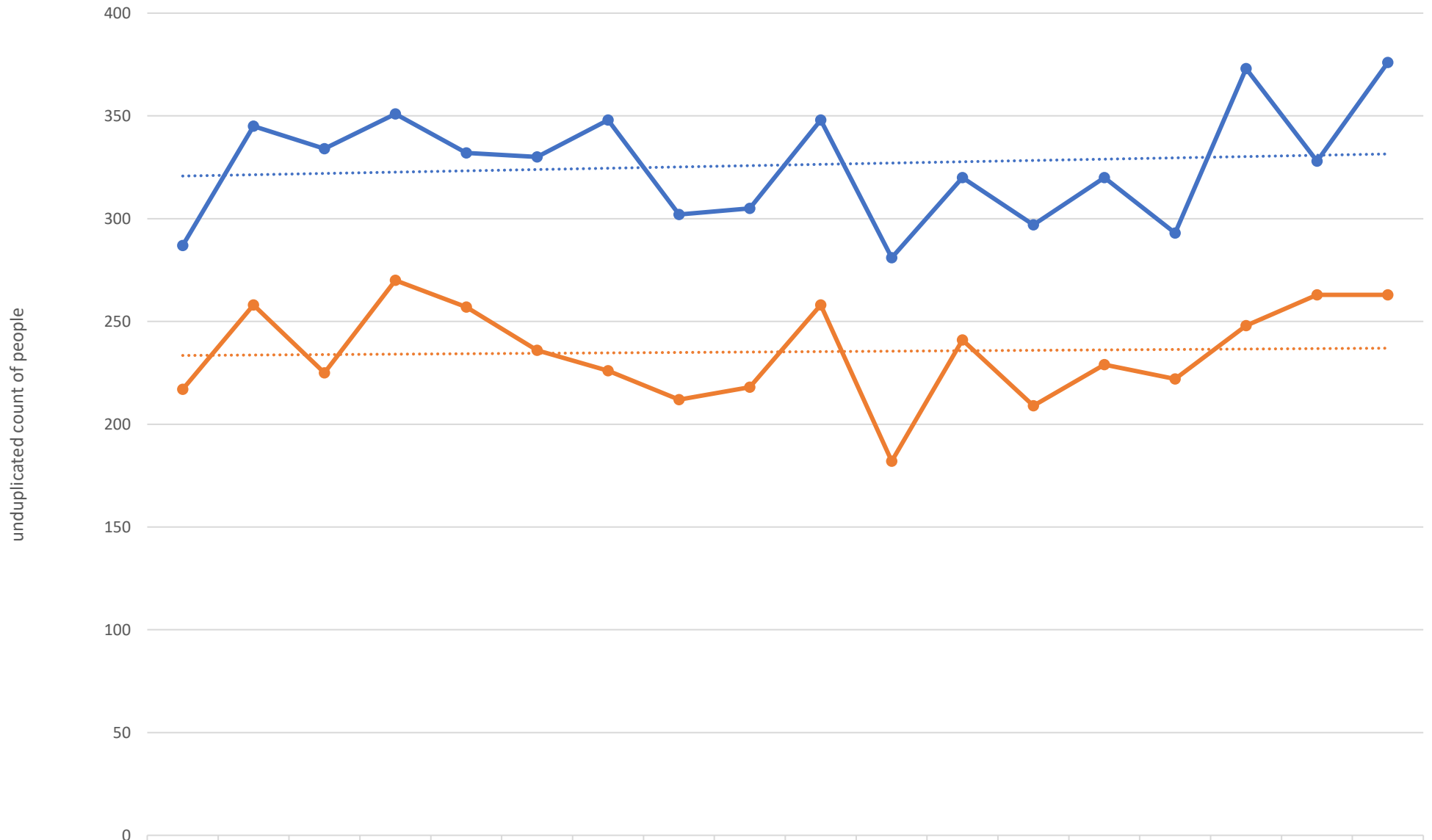
San Juan - Unduplicated People receiving a crisis system service



Skagit - Unduplicated People receiving a crisis system service

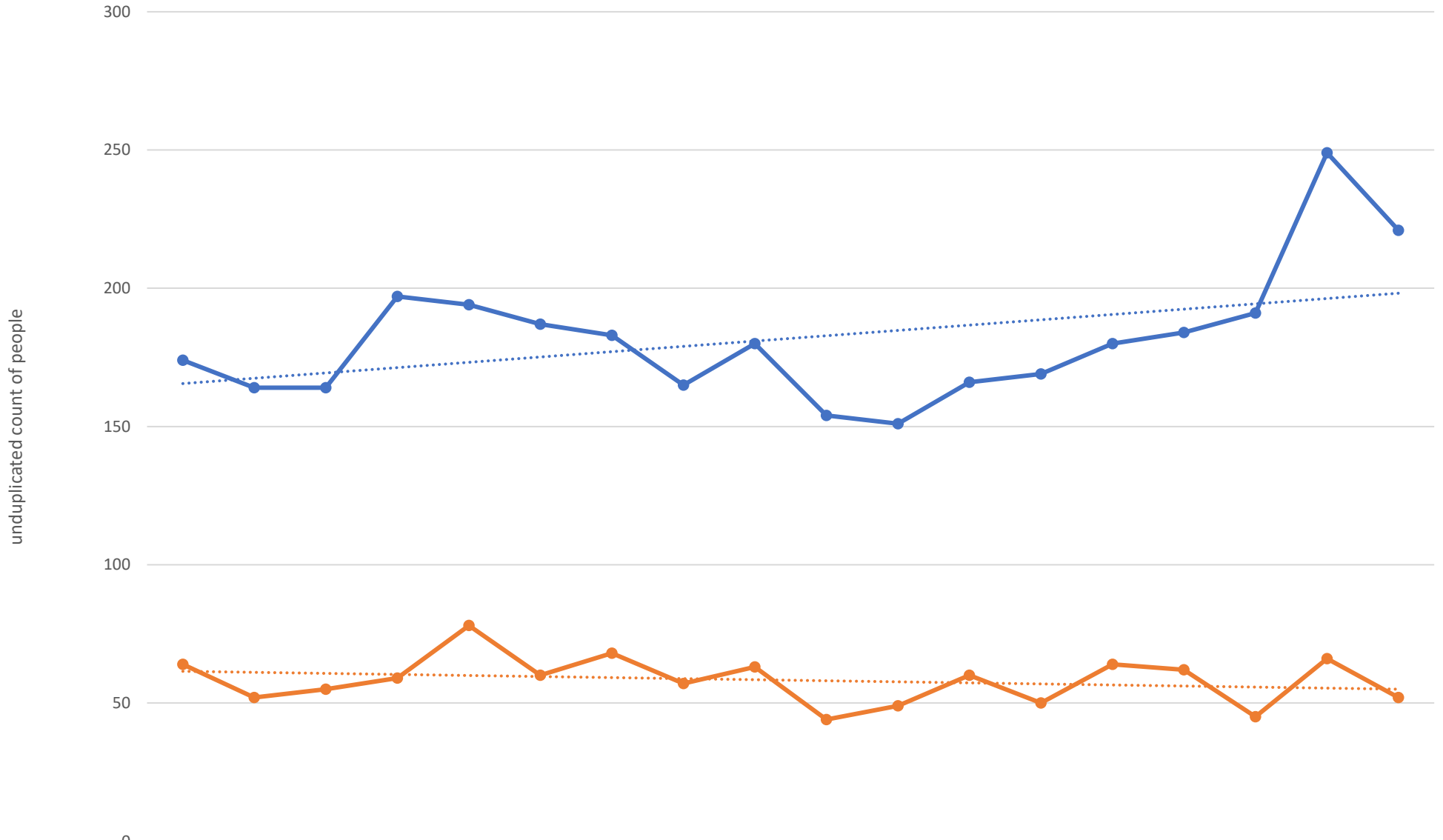


Snohomish - Unduplicated People receiving a crisis system service



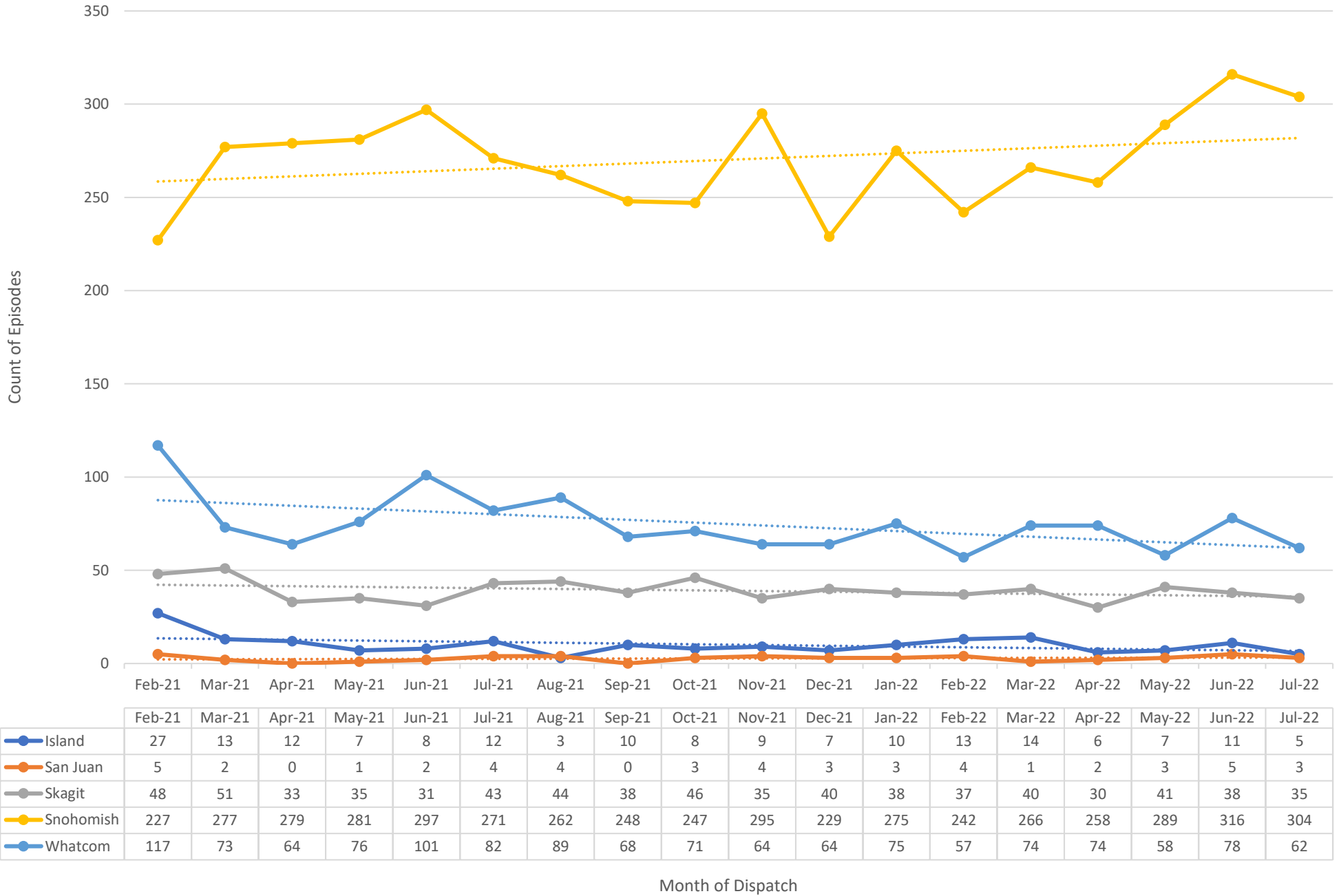
	Feb-21	Mar-21	Apr-21	May-21	Jun-21	Jul-21	Aug-21	Sep-21	Oct-21	Nov-21	Dec-21	Jan-22	Feb-22	Mar-22	Apr-22	May-22	Jun-22	Jul-22
● Crisis Service	287	345	334	351	332	330	348	302	305	348	281	320	297	320	293	373	328	376
● Investigation	217	258	225	270	257	236	226	212	218	258	182	241	209	229	222	248	263	263

Whatcom - Unduplicated People receiving a crisis system service

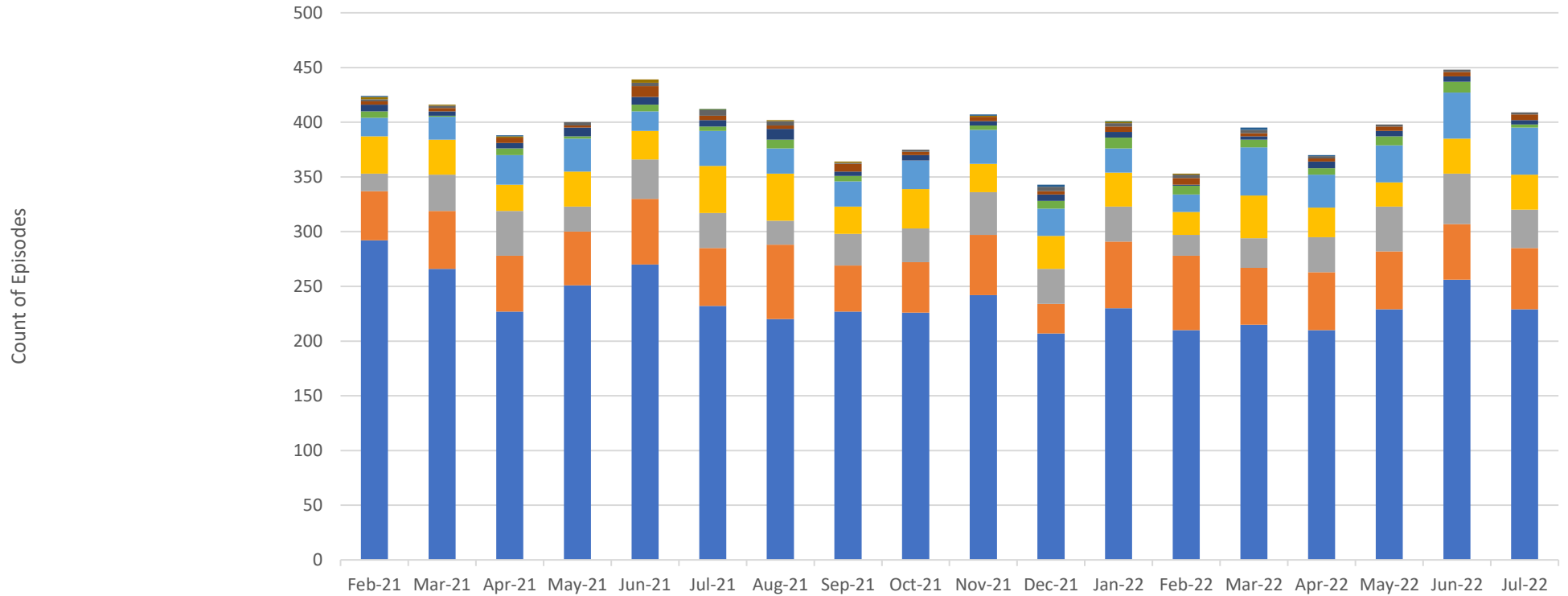


	Feb-21	Mar-21	Apr-21	May-21	Jun-21	Jul-21	Aug-21	Sep-21	Oct-21	Nov-21	Dec-21	Jan-22	Feb-22	Mar-22	Apr-22	May-22	Jun-22	Jul-22
● Crisis Service	174	164	164	197	194	187	183	165	180	154	151	166	169	180	184	191	249	221
● Investigation	64	52	55	59	78	60	68	57	63	44	49	60	50	64	62	45	66	52

Region Designated Crisis Responder (DCR) Investigations



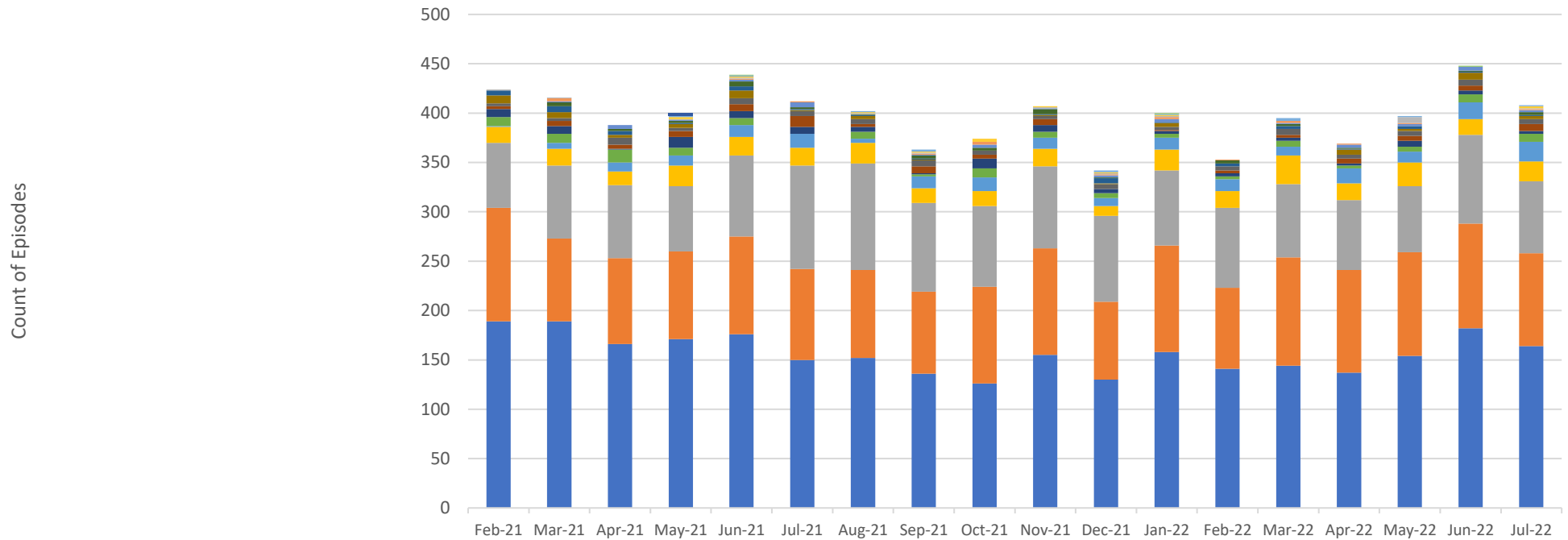
Region DCR Investigation Referral Sources



	Feb-21	Mar-21	Apr-21	May-21	Jun-21	Jul-21	Aug-21	Sep-21	Oct-21	Nov-21	Dec-21	Jan-22	Feb-22	Mar-22	Apr-22	May-22	Jun-22	Jul-22
Impact Team Law Enforcement Referral	0	0	0	0	0	1	0	0	0	0	0	1	0	0	0	0	0	0
School	1	0	1	0	0	0	0	0	0	1	2	0	0	2	1	0	0	0
Referral from MCR to DCR	2	1	1	0	3	0	1	1	0	1	0	1	1	0	0	0	0	0
Community	2	2	0	3	3	5	4	1	2	0	4	3	3	3	2	2	2	2
Social Service Provider	3	3	5	2	10	4	3	7	3	4	3	5	6	3	3	4	4	5
Care Facility	6	4	5	8	7	6	10	4	5	4	6	5	1	3	6	5	5	4
Legal Representative	6	1	6	2	6	4	8	5	0	4	7	10	8	7	6	8	10	3
Professional	17	21	27	30	18	32	23	23	26	31	25	22	16	44	30	34	42	43
Law Enforcement	34	32	24	32	26	43	43	25	36	26	30	31	21	39	27	22	32	32
Other	16	33	41	23	36	32	22	29	31	39	32	32	19	27	32	41	46	35
Family	45	53	51	49	60	53	68	42	46	55	27	61	68	52	53	53	51	56
Hospital	292	266	227	251	270	232	220	227	226	242	207	230	210	215	210	229	256	229

Month of Dispatch

Region DCR Investigation Outcomes



	Feb-21	Mar-21	Apr-21	May-21	Jun-21	Jul-21	Aug-21	Sep-21	Oct-21	Nov-21	Dec-21	Jan-22	Feb-22	Mar-22	Apr-22	May-22	Jun-22	Jul-22
■ Referred to chemical dependency residential program	0	0	0	3	0	0	0	0	0	0	0	0	0	0	0	0	0	0
■ Referred to sobering unit	0	0	0	0	1	0	0	0	0	0	0	1	0	0	0	0	1	0
■ Referred to chemical dependency intensive outpatient program	0	0	0	1	1	0	1	2	0	0	2	1	0	3	0	1	0	1
■ Referred to chemical dependency inpatient program	0	0	0	2	1	0	1	1	3	1	1	1	0	0	0	0	0	2
■ Referred to acute detox	1	1	0	1	1	0	1	1	0	1	1	1	0	0	0	6	0	1
■ Referred to sub acute detox	0	3	0	0	1	1	0	1	3	0	1	2	1	2	1	1	0	1
■ Filed petition - recommending LRA extension.	0	1	4	1	2	5	0	1	3	1	2	3	0	1	3	2	4	2
■ Detention to Secure Detox facility (72 hours as identified under 71.05)	0	4	2	2	5	2	1	3	3	5	1	0	3	2	1	0	1	3
■ No detention - E&T provisional acceptance did not occur within statutory timeframes	5	6	4	1	4	1	1	1	0	1	5	1	3	3	1	3	1	1
■ No detention - Unresolved medical issues	8	6	3	4	8	1	3	1	0	1	1	4	0	0	5	2	7	3
■ Referred to crisis triage	3	3	7	3	6	5	5	6	4	3	5	3	4	6	4	5	6	5
■ Non-emergent detention petition filed	3	5	4	6	7	11	3	7	4	6	0	1	3	3	5	5	5	7
■ Referred to non-mental health community resources.	8	8	1	11	7	7	5	1	10	7	4	3	3	3	2	6	4	3
■ Returned to inpatient facility/filed revocation petition.	9	9	13	8	7	0	7	2	9	6	5	4	3	6	3	5	8	8
■ Did not require MH or CD services	1	6	9	10	12	14	4	12	14	11	8	12	12	9	15	11	17	20
■ Referred to voluntary inpatient mental health services.	16	17	14	21	19	18	21	15	15	18	10	21	17	29	17	24	16	20
■ Other	66	74	74	66	82	105	108	90	82	83	87	76	81	74	71	67	90	73
■ Referred to voluntary outpatient mental health services.	115	84	87	89	99	92	89	83	98	108	79	108	82	110	104	105	106	94
■ Detention (72 hours as identified under the Involuntary Treatment Act, RCW 71.05).	189	189	166	171	176	150	152	136	126	155	130	158	141	144	137	154	182	164

Month of Dispatch